

Configure Windows Phone devices for email hosted on ENSP

Autor: ENSP - Gabinete de Informática

Date: 14/10/2015

Objective: Descrever os procedimentos para a tarefa de configuração do e-mail em Microsoft Outlook em Windows Mobile 8 e 8.1 .

Requisites: Windows Mobile 8 or 8.1 .

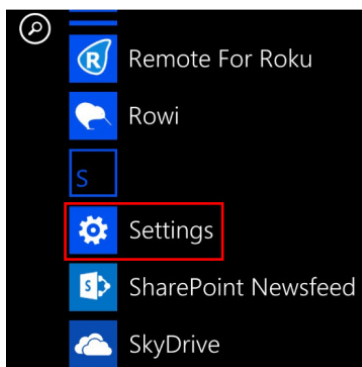
Manual book version:

| Versão | Data | Autor |
|--------|------------|------------|
| 1.0 | 14-10-2015 | João Tiago |

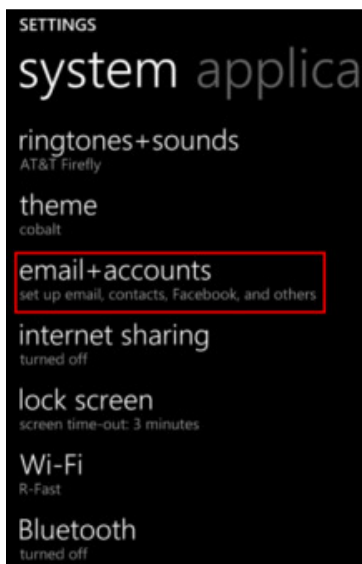
1 Manually configure Windows Phone devices for email hosted on ENSP

The following steps are required to configure ENSP's mail on Microsoft Exchange Activesync on a Windows Phone:


1. Locate the Settings options from within your application menu.



2. Click on "Email + Accounts"

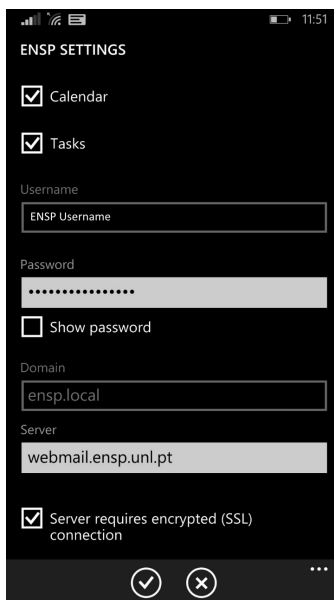



3. select “Outlook (Exchange, Office 365)”



4. Enter the following data:

- a. **“Username”**: insert your ENSP’s username (and not the full email address) and password
- b. **“Domain”**: ensp.local
- c. **“Server”**: webmail.ensp.unl.pt
- d. **“Require select the option”**: “Server requires encrypted (SSL) connection”



5. Click in 
6. Wait a while until you have all email on your smart phone.